


# Take THE Ped Path Home FROM SCHOOL

Uh-oh, construction workers are everywhere! Avoid the dangerous construction sites by staying on the Ped Path and safely get from your school to home.



START HERE



END HERE

## YOU DID IT!

A construction site can look like a maze, but when you use the Ped Path, you'll stay safe on your journey to and from school!

## CONSTRUCTION SITE WORD SCRAMBLE

- |                       |                  |
|-----------------------|------------------|
| 1. NSTCUITONRCO _____ | 7. GAHWIHY _____ |
| 2. OKRWSRE _____      | 8. TASCRLA _____ |
| 3. ARMSEUE C _____    | 9. EAYSFT _____  |
| 4. IQEUTMEPN _____    | 10. NSCEO _____  |
| 5. EDP ATPH _____     | 11. ECFNE _____  |
| 6. ERGAON ETVS _____  | 12. NEDGAR _____ |

ANSWERS: 1. CONSTRUCTION, 2. WORKERS, 3. MEASURE, 4. EQUIPMENT, 5. PED PATH, 6. PED PATH, 7. HIGHWAY, 8. CALTRANS, 9. SAFETY, 10. CONES, 11. FENCE, 12. DANGER



## A CONSTRUCTION SITE IS NOT a PLAYGROUND!

Every day, construction workers pave new roads, build new houses and work hard to improve our community. Sometimes, this construction takes place near you! But it's important to remember that construction sites are dangerous, and if you go into a construction zone, you could get hurt.



*So follow these tips around construction areas and you'll stay safe!*

### DO...

- Pay attention to what's around you
- Stay away from construction sites
- Use the Ped Path
- Look out for others
- Tell all your friends about the dangers of construction sites

### DON'T...


- Play near construction areas
- Walk through construction sites
- Ignore signs that say, "Danger" or "Keep Out"
- Think that a construction site is safe when the workers are gone
- Climb any fences
- Enter any unlocked gates
- Take a chance!



www.MeasureC.com

# DON'T TAKE A CHANCE

YOUR NAME	GRADE
SCHOOL NAME	



CALIFORNIA  
STATE ROUTE 180  
BRAIDED RAMPS PROJECT

FUNDED BY:

